

Reception Spring 1

Let's Explore!







*Ready, Respectful
and Safe*

This half term we will be:

- Thinking about our local environment and look at changes in winter.
- Considering how ice is formed and learning about solids and liquids.
- Experimenting with ice, how can we make it melt?
- Learning about the Arctic and Antarctica. What is the environment like? Who has travelled there?
- What animals live in cold places? How to they adapt to cold conditions?
- Learning about Emperor penguins. How big are they? How long does it take a chick to hatch and what do they eat?
- Taking part in 'The Big Garden Birdwatch' and identifying garden birds in winter.
- Learning about Chinese New Year, the year of the horse. How is Chinese New Year celebrated? What is The Great Race?

Books we will be sharing in class:



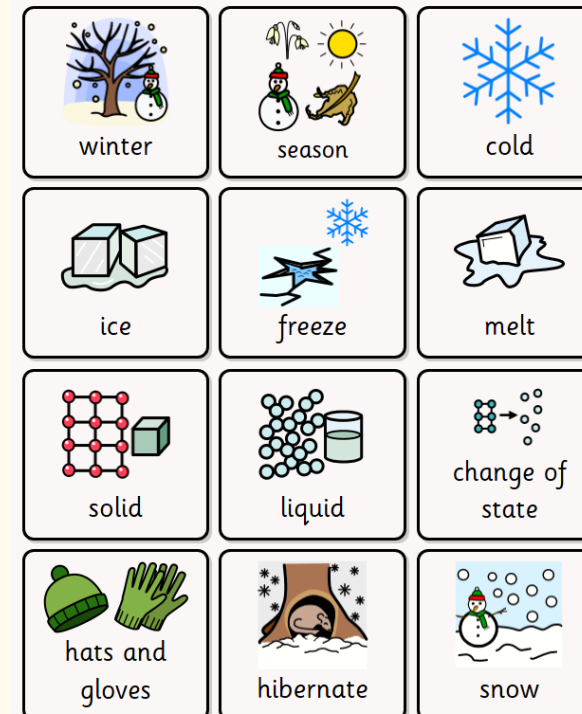
Emperor Penguin



Key questions:

What is it like in Antarctica and how is it different to our local environment?
What animals live in Antarctica and how have they adapted?
What can we learn about Emperor Penguins?

Winter



Key questions:

What changes do we notice in winter?
How and why does ice form?
How does ice melt?
What is a solid and a liquid?
What does hibernate mean?

Key questions:

What changes do we notice in winter in our local environment?


What is the Big Garden Bird Watch?

What garden birds might we see in winter?

What does migrate mean?

How can we record the birds that we spot?

Big Garden Bird Watch



Key questions:

What is Chinese New Year and how is it celebrated?

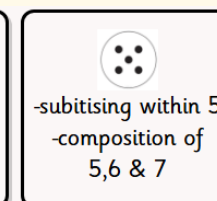
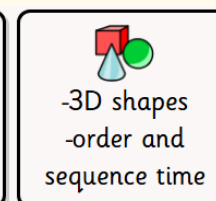
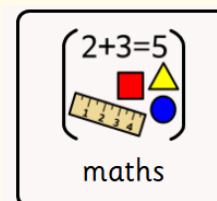
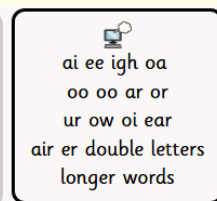
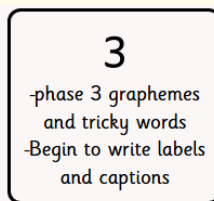
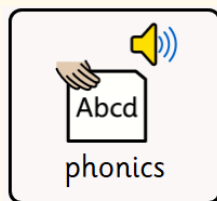
How did the Zodiac originate?

Why do people clean their homes before Chinese New Year and why are the colours red and gold used to decorate?

What similarities and differences are there to festivals you celebrate?

Chinese New Year 2026





Key skills in the spring term:

To be able to recall phase 2 sounds and tricky words with increasing confidence.

To be able to read words and sentences that match phonics knowledge.

To be able to write cvc words such as 'pat' or 'man' by segmenting the phonemes and writing the graphemes.

To be able to identify the correct grapheme (letter) to match the phoneme (sound).

To begin to use digraphs (2 letters making one sound) when writing.

To be able to write simple captions such as 'a red hat' with Increasing confidence.

To learn the phase 3 digraphs and tricky words.

Key skills in the spring term:

To be able to confidently count to 20.

To become increasingly confident at recognising and ordering numerals 1-10.

To count out sets of objects 6,7 and 8 to match to the numeral, remembering the stopping number.

To subitise four and five by finding smaller groups within the set eg. 5 may be 3 and 2.


To understand composition of 5 and be able to recall number bonds such as 3 and 2 and 4 and 1.

To begin to understand the composition of 6 and 7.

To begin to identify and describe 3D shapes using vocabulary such as face, edge and vertex or vertices.



We will be using
powder paints and
learning to create
different shades of
winter colours.



We will be identify-
ing special places of
worship including a
church, temple and
mosque.